

MALAYSIA : HARGA DI LADANG HASILAN TERNAKAN, 2018

Malaysia : Ex-Farm Price of Livestock Products, 2018

KOMODITI <i>Commodity</i>	JAN <i>Jan</i>	FEB <i>Feb</i>	MAC <i>Mar</i>	APR <i>Apr</i>	MEI <i>May</i>	JUN <i>Jun</i>	JUL <i>Jul</i>	OGO <i>Aug</i>	SEP <i>Sep</i>	OKT <i>Oct</i>	NOV <i>Nov</i>	DIS <i>Dec</i>	PURATA <i>Average</i>
AYAM DAGING (HIDUP) <i>Broiler (Live)</i> (RM/kg)	5.35	5.45	5.30	5.15	5.40	5.40	5.60	5.35	4.90	5.10	4.90	5.50	5.30
AYAM KAMPUNG <i>Local Fowl</i> (RM/kg)	9.00	9.00	9.00	9.00	9.00	8.95	8.95	8.90	8.95	8.90	8.85	8.95	8.95
PUYUH PROSES <i>Processed Quail - (RM/kg)</i>	<i>n.a</i>	<i>n.a</i>	<i>n.a</i>	<i>n.a</i>	<i>n.a</i>	<i>n.a</i>	<i>n.a</i>	<i>n.a</i>	<i>n.a</i>	<i>n.a</i>	<i>n.a</i>	<i>n.a</i>	<i>n.a</i>
AYAM TUA <i>Culled Chicken</i> (RM/kg)	6.00	5.95	6.00	6.00	5.75	5.25	5.25	5.30	5.25	5.30	5.30	5.30	5.55
TELUR AYAM (sen/biji) <i>Chicken Egg (cent/egg)</i>													
Gred A	0.35	0.35	0.34	0.32	0.33	0.33	0.33	0.34	0.36	0.36	0.36	0.39	0.35
Gred B	0.34	0.33	0.32	0.31	0.32	0.32	0.32	0.33	0.35	0.35	0.35	0.38	0.34
Gred C	0.33	0.33	0.31	0.3	0.3	0.31	0.31	0.31	0.33	0.34	0.34	0.36	0.32
TELUR ITIK (sen/biji) <i>Duck Egg (cent/egg)</i>													
Besar (<i>Large</i>)	0.54	0.52	0.50	0.48	0.52	0.49	0.52	0.53	0.60	0.62	0.61	0.62	0.55
Sedang (<i>Medium</i>)	0.50	0.50	0.50	0.50	0.50	0.50	0.50	0.50	0.50	0.50	0.50	0.50	0.50
TELUR MASIN (sen/biji) <i>Salted Egg (cent/egg)</i>	0.60	0.60	0.60	0.60	0.60	0.60	0.60	0.60	0.60	0.60	0.60	0.60	0.60
TELUR PUYUH (sen/biji) <i>Quail Egg (cent/eggs)</i>													
Sedang (<i>Medium</i>)	0.09	0.09	0.10	0.10	0.11	0.10	0.09	0.09	0.09	0.09	0.09	0.09	0.09

Sumber : FAMA - Warta Barangan

Source : FAMA

MALAYSIA : HARGA DI LADANG HASILAN TERNAKAN, 2009-2018


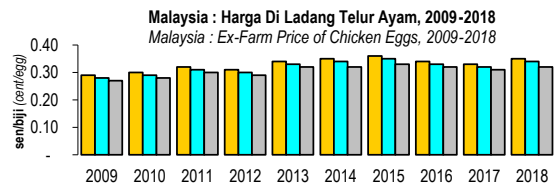
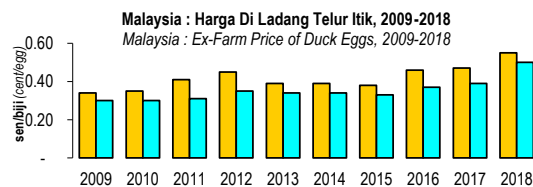
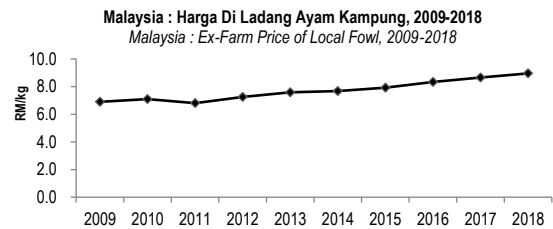
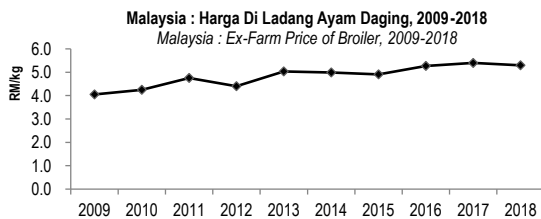
Malaysia : Ex-Farm Price of Livestock Products, 2009-2018

KOMODITI Commodity	2009	2010	2011	2012	2013	2014	2015	2016	2017	2018
AYAM DAGING (HIDUP) Broiler (Live) - (RM/kg)	4.05	4.25	4.75	4.40	5.03	4.99	4.91	5.27	5.40	5.30
AYAM KAMPUNG Local Fowl - (RM/kg)	6.90	7.10	6.80	7.25	7.58	7.67	7.92	8.33	8.65	8.95
PUYUH PROSES Processed Quail - (RM/kg)	9.90	9.65	10.50	8.50	8.50	8.52	18.00	<i>n.a</i>	<i>n.a</i>	<i>n.a</i>
AYAM TUA Culled Chicken (RM/kg)	3.35	3.80	4.00	3.85	4.03	3.76	5.15	5.17	5.15	5.55
TELUR AYAM (sen/biji) Chicken Egg (cent/egg)										
Gred A	0.29	0.30	0.32	0.31	0.34	0.35	0.36	0.34	0.33	0.35
Gred B	0.28	0.29	0.31	0.30	0.33	0.34	0.35	0.33	0.32	0.34
Gred C	0.27	0.28	0.30	0.29	0.32	0.32	0.33	0.32	0.31	0.32
TELUR ITIK (sen/biji) Duck Egg (cent/egg)										
Besar (Large)	0.34	0.35	0.41	0.45	0.39	0.39	0.38	0.46	0.47	0.55
Sedang (Medium)	0.30	0.30	0.31	0.35	0.34	0.34	0.33	0.37	0.39	0.50
TELUR MASIN (sen/biji) Salted Egg (cent/egg)	0.39	0.40	0.40	0.45	0.59	0.42	0.56	0.68	0.65	0.60
TELUR PUYUH (sen/biji) Quail Egg (cent/egg)	0.08	0.07	0.09	0.10	0.10	0.10	0.10	0.09	0.12	0.09

Sumber : FAMA - Warta Barangan

n.a : tiada maklumat (not available)

.Source : FAMA



MALAYSIA : HARGA BORONG HASILAN TERNAKAN, 2018

Malaysia : Wholesale Price of Livestock Products, 2018

KOMODITI <i>Commodity</i>	JAN <i>Jan</i>	FEB <i>Feb</i>	MAC <i>Mar</i>	APR <i>Apr</i>	MEI <i>May</i>	JUN <i>Jun</i>	JUL <i>Jul</i>	OGO <i>Aug</i>	SEP <i>Sep</i>	OKT <i>Oct</i>	NOV <i>Nov</i>	DIS <i>Dec</i>	PURATA <i>Average</i>
AYAM DAGING (HIDUP) <i>Broiler (Live) - (RM/kg)</i>	5.95	6.00	6.00	5.65	6.00	5.85	6.15	5.98	5.37	5.68	5.43	6.11	5.85
AYAM KAMPUNG <i>Local Fowl - (RM/kg)</i>	11.00	11.15	11.45	10.95	11.05	10.95	11.00	11.05	11.00	11.05	11.00	11.10	11.05
AYAM PROSES (STANDARD) <i>Processed Chicken - (RM/kg)</i>	7.25	7.20	7.05	6.95	7.15	7.10	7.35	7.20	6.65	6.90	6.70	7.30	7.05
AYAM TUA <i>Culled Chicken - (RM/kg)</i>	6.20	6.20	6.30	5.90	5.90	5.90	6.20	6.30	6.00	6.10	6.20	6.30	6.15
PUYUH PROSES <i>Processed Quail - (RM/kg)</i>	12.10	12.65	11.95	12.05	12.05	12.05	12.20	11.95	12.75	12.45	12.55	12.55	12.30
BIRI-BIRI IMPORT (BEKU) <i>Imported Mutton (Frozen) - (RM/kg)</i>	23.30	23.30	23.30	23.30	23.45	23.45	23.40	23.50	23.70	23.70	23.55	23.45	23.45
DAGING KAMBING TEMPATAN <i>Local Mutton - (RM/kg)</i>	35.35	35.35	35.10	35.05	35.10	35.15	35.35	35.50	35.45	35.55	36.00	36.30	35.45
DAGING LEMBU TEMPATAN <i>Local Beef - (RM/kg)</i>	31.00	31.10	31.30	31.20	31.15	31.20	31.25	31.65	31.75	31.75	31.80	31.90	31.40
DAGING LEMBU IMPORT <i>(INDIA NO. 1 - Top Side)</i> <i>Imported Beef (RM/kg)</i>	18.65	18.70	19.15	19.20	19.15	19.05	19.00	20.20	20.30	20.40	20.00	19.90	19.50
DAGING LEMBU IMPORT <i>(INDIA NO. 2 - Silver Side)</i> <i>Imported Beef (RM/kg)</i>	18.45	18.90	18.75	18.50	18.45	18.55	18.55	18.80	18.65	18.85	18.80	18.70	18.65
TELUR AYAM (sen/biji) <i>Chicken Egg (cent/egg)</i>													
Gred A	0.37	0.37	0.35	0.33	0.35	0.35	0.35	0.36	0.38	0.38	0.38	0.41	0.37
Gred B	0.36	0.35	0.34	0.32	0.34	0.34	0.34	0.35	0.37	0.37	0.37	0.40	0.35
Gred C	0.35	0.34	0.33	0.30	0.32	0.32	0.32	0.34	0.35	0.36	0.36	0.39	0.34
TELUR ITIK (sen/biji) <i>Duck Egg (cent/egg)</i>													
Besar (Large)	0.61	0.59	0.59	0.59	0.59	0.59	0.59	0.58	0.58	0.58	0.29	0.61	0.57
Sedang (Medium)	0.56	0.56	0.56	0.56	0.56	0.55	0.55	0.55	0.55	0.55	0.56	0.56	0.56
TELUR MASIN (sen/biji) <i>Salted Egg (cent/egg)</i>	0.76	0.75	0.76	0.76	0.77	0.76	0.75	0.75	0.76	0.76	0.77	0.77	0.76
TELUR PUYUH (sen/biji) <i>Quail Egg (cent/egg)</i>													
Sedang (Medium)	0.12	0.12	0.12	0.12	0.12	0.12	0.12	0.12	0.12	0.12	0.12	0.12	0.12

Sumber : FAMA - Warta Barangan

Source : FAMA

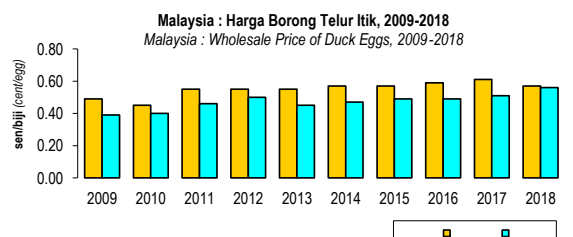
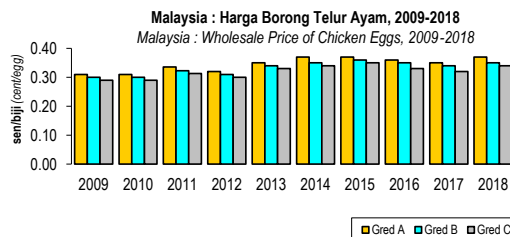
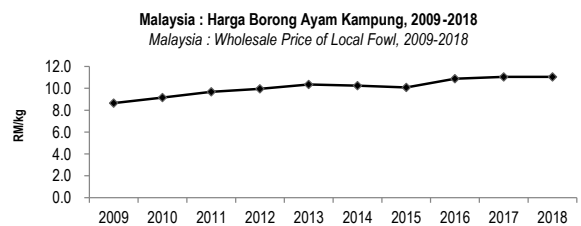
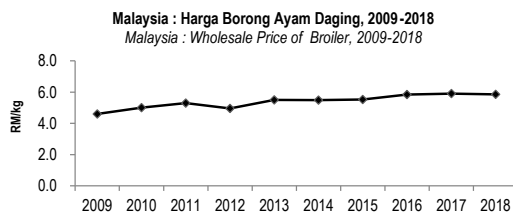
MALAYSIA : HARGA BORONG HASILAN TERNAKAN, 2009-2018

Malaysia : Wholesale Price of Livestock Products, 2009-2018

KOMODITI Commodity	2009	2010	2011	2012	2013	2014	2015	2016	2017	2018
AYAM DAGING (HIDUP) Broiler (Live) - (RM/kg)	4.60	5.00	5.30	4.95	5.50	5.49	5.53	5.84	5.90	5.85
AYAM KAMPUNG Local Fowl - (RM/kg)	8.65	9.15	9.69	9.95	10.36	10.25	10.08	10.88	11.05	11.05
AYAM PROSES (STANDARD) Processed Chicken - (RM/kg)	5.95	6.05	6.80	6.25	6.73	6.55	6.59	7.17	7.35	7.05
AYAM PROSES (SUPER) Processed Chicken - (RM/kg)	n.a	n.a	n.a	n.a	n.a	n.a	n.a	n.a	n.a	n.a
AYAM TUA Culled Chicken - (RM/kg)	4.55	4.85	5.42	5.40	5.63	5.62	6.71	6.63	6.50	6.15
PUYUH PROSES Processed Quail - (RM/kg)	13.20	13.25	13.25	13.55	13.74	14.40	14.63	14.98	15.70	12.30
BIRI-BIRI IMPORT (BEKU) Imported Mutton (Frozen) - (RM/kg)	12.95	15.40	16.67	17.45	17.36	18.77	19.82	20.45	22.40	23.45
DAGING KAMBING TEMPATAN Local Mutton - (RM/kg)	23.70	23.85	25.76	28.25	29.18	30.34	31.32	32.96	35.05	35.45
DAGING LEMBU TEMPATAN Local Beef - (RM/kg)	16.80	17.19	17.56	19.25	21.08	23.97	24.62	26.32	28.65	31.40
DAGING LEMBU IMPORT INDIA No. 1 - Top Side (RM/kg)	10.25	10.25	10.55	11.50	11.94	13.23	13.71	15.03	18.75	19.50
DAGING LEMBU IMPORT INDIA No. 2 - Silver Side (RM/kg)	9.20	9.20	9.53	10.60	11.01	12.11	12.80	13.89	17.75	18.65
TELUR AYAM (sen/biji) Chicken Egg (cent/egg)										
Gred A	0.31	0.31	0.34	0.32	0.35	0.37	0.37	0.36	0.35	0.37
Gred B	0.30	0.30	0.32	0.31	0.34	0.35	0.36	0.35	0.34	0.35
Gred C	0.29	0.29	0.31	0.30	0.33	0.34	0.35	0.33	0.32	0.34
TELUR ITIK (sen/biji) Duck Egg (cent/egg)										
Besar (Large)	0.49	0.45	0.55	0.55	0.55	0.57	0.57	0.59	0.61	0.57
Sedang (Medium)	0.39	0.40	0.46	0.50	0.45	0.47	0.49	0.49	0.51	0.56
TELUR MASIN (sen/biji) Salted Egg (cent/egg)	0.60	0.60	0.60	0.60	0.60	0.64	0.69	0.71	0.75	0.76
TELUR PUYUH (SEDANG) - (sen/biji) Quail Egg (Medium) - (cent/egg)	0.10	0.10	0.11	0.11	0.11	0.12	0.12	0.11	0.12	0.12

Sumber : FAMA - Warta Barangan
Source : FAMA

n.a : tiada maklumat (not available)



MALAYSIA : HARGA RUNCIT HASILAN TERNAKAN, 2018

Malaysia : Retail Price of Livestock Products, 2018

KOMODITI <i>Commodity</i>	JAN <i>Jan</i>	FEB <i>Feb</i>	MAC <i>Mar</i>	APR <i>Apr</i>	MEI <i>May</i>	JUN <i>Jun</i>	JUL <i>Jul</i>	OGO <i>Aug</i>	SEP <i>Sep</i>	OKT <i>Oct</i>	NOV <i>Nov</i>	DIS <i>Dec</i>	PURATA <i>Average</i>
AYAM DAGING (HIDUP) <i>Broiler (Live) - (RM/kg)</i>	6.80	6.75	6.70	6.55	7.00	6.70	7.00	6.80	6.25	6.65	6.35	6.90	6.70
AYAM KAMPUNG <i>Local Fowl - (RM/kg)</i>	13.95	14.00	14.25	14.80	13.75	13.80	13.85	13.80	13.80	14.00	13.95	13.95	14.00
AYAM PROSES (STANDARD) <i>Processed Chicken - (RM/kg)</i>	8.40	8.25	8.30	8.25	8.40	8.15	8.50	8.45	7.95	8.15	7.90	8.45	8.25
AYAM PROSES (SUPER) <i>Processed Chicken - (RM/kg)</i>	9.30	9.15	8.90	9.25	9.35	9.20	9.35	9.35	9.05	9.10	8.90	9.30	8.95
AYAM TUA <i>Culled Chicken - (RM/kg)</i>	8.10	8.00	8.05	7.75	7.75	7.70	7.60	7.75	7.75	7.80	7.80	8.00	7.85
PUYUH PROSES <i>Processed Quail - (RM/kg)</i>	15.95	15.75	15.70	15.90	15.70	15.20	15.15	18.40	18.95	19.70	19.65	19.90	16.95
BIRI-BIRI IMPORT (PEJAL) <i>Imported Mutton (Lean) - (RM/kg)</i>	27.00	27.00	27.00	27.00	27.00	27.00	27.20	27.20	27.25	27.45	27.45	27.00	27.20
DAGING KAMBING TEMPATAN <i>Local Mutton - (RM/kg)</i>	38.95	39.00	38.75	38.80	38.75	39.40	38.95	38.95	39.00	39.00	39.50	39.60	39.00
DAGING LEMBU TEMPATAN <i>Local Beef - (RM/kg)</i>	33.60	33.70	33.65	33.70	33.70	33.70	33.70	33.85	33.90	33.90	33.90	33.80	33.75
DAGING LEMBU IMPORT <i>(INDIA NO. 1 - Top Side)</i> <i>Imported Beef (RM/kg)</i>	21.85	22.00	22.15	22.05	21.90	21.70	22.05	22.55	22.60	22.85	22.60	22.50	22.25
DAGING LEMBU IMPORT <i>(INDIA NO. 2 - Silver Side)</i> <i>Imported Beef (RM/kg)</i>	19.80	19.85	20.25	20.30	20.25	20.15	20.00	21.20	20.30	20.35	20.00	19.95	20.10
TELUR AYAM (sen/biji) <i>Chicken Egg (cent/egg)</i>													
Gred A	0.39	0.39	0.38	0.36	0.37	0.37	0.37	0.38	0.40	0.41	0.40	0.44	0.39
Gred B	0.38	0.38	0.36	0.34	0.36	0.36	0.36	0.37	0.36	0.39	0.39	0.43	0.37
Gred C	0.37	0.36	0.34	0.32	0.34	0.34	0.34	0.35	0.37	0.38	0.38	0.41	0.36
TELUR ITIK (sen/biji) <i>Duck Egg (cent/egg)</i>													
Besar (Large)	0.77	0.78	0.78	0.79	0.79	0.8	0.8	0.78	0.79	0.79	0.8	0.81	0.79
Sedang (Medium)	0.78	0.78	0.78	0.79	0.79	0.80	0.79	0.79	0.79	0.75	0.77	0.80	0.78
TELUR MASIN MERAH (sen/biji) <i>Salted Egg (cent/egg)</i>	1.00	1.00	0.95	0.95	0.95	1.00	1.00	1.00	1.00	1.00	1.00	1.05	1.00
TELUR PUYUH (sen/biji) <i>Quail Egg (cent/egg)</i>													
Sedang (Medium)	0.19	0.19	0.19	0.19	0.20	0.20	0.20	0.19	0.19	0.19	0.20	0.20	0.19

Sumber : FAMA - Warta Barangan

Source : FAMA

MALAYSIA : HARGA RUNCIT HASILAN TERNAKAN, 2009-2018

Malaysia : Retail Price of Livestock Products, 2009-2018

KOMODITI Commodity	2009	2010	2011	2012	2013	2014	2015	2016	2017	2018
AYAM DAGING (HIDUP)										
Broiler (Live) - (RM/kg)	5.65	6.05	6.35	5.95	6.34	6.33	6.23	6.73	7.15	6.70
AYAM KAMPUNG										
Local Fowl - (RM/kg)	10.80	11.05	11.75	12.50	10.34	13.12	12.58	13.47	13.90	14.00
AYAM PROSES (STANDARD)										
Processed Chicken - (RM/kg)	7.00	7.05	7.90	7.40	7.88	7.77	7.82	8.27	8.35	8.25
AYAM PROSES (SUPER)										
Processed Chicken - (RM/kg)	7.55	7.95	8.65	8.70	8.85	8.90	8.81	9.22	9.25	8.95
AYAM TUA										
Culled Chicken - (RM/kg)	6.00	5.95	6.75	6.85	7.08	7.10	8.15	8.23	7.85	7.85
PUYUH PROSES										
Processed Quail - (RM/kg)	15.65	16.00	15.50	16.05	16.50	16.80	17.22	24.00	17.60	16.95
BIRI-BIRI IMPORT (PEJAL)										
Imported Mutton (Lean) - (RM/kg)	15.30	18.45	20.05	21.10	21.35	22.20	21.27	24.09	25.75	27.20
DAGING KAMBING TEMPATAN										
Local Mutton - (RM/kg)	26.80	27.10	29.40	31.55	32.55	34.90	35.56	37.22	38.65	39.00
DAGING LEMBU TEMPATAN										
Local Beef - (RM/kg)	19.15	19.35	20.00	22.00	23.18	26.08	29.84	29.21	31.65	33.75
DAGING LEMBU IMPORT										
INDIA No. 1 - Top Side (RM/kg)	12.05	12.35	12.35	14.2	14.18	15.2	16.14	17.43	21.00	22.25
DAGING LEMBU IMPORT										
INDIA No. 2 - Silver Side (RM/kg)	10.90	11.00	11.25	12.40	12.93	13.97	14.61	15.74	19.60	20.10
TELUR AYAM (sen/biji)										
Chicken Egg (cent/egg)										
Gred A	0.33	0.33	0.36	0.34	0.37	0.38	0.39	0.38	0.37	0.39
Gred B	0.32	0.32	0.35	0.33	0.36	0.37	0.38	0.36	0.36	0.37
Gred C	0.31	0.31	0.33	0.32	0.35	0.36	0.36	0.35	0.34	0.36
TELUR ITIK (sen/biji)										
Duck Egg (cent/egg)										
Besar (Large)	0.6	0.6	0.65	0.65	0.65	0.68	0.68	0.75	0.75	0.79
Sedang (Medium)	0.55	0.5	0.6	0.6	0.55	0.6	0.63	0.65	0.65	0.78
TELUR MASIN MERAH (sen/biji)										
Salted Egg (cent/egg)	0.75	0.70	0.78	0.75	0.78	0.83	0.87	0.93	1.00	1.00
TELUR PUYUH (SEDANG) - (sen/biji)										
Quail Egg (Medium) - (cent/egg)	0.13	0.14	0.14	0.16	0.16	0.18	0.19	0.2	0.19	0.19

Sumber : FAMA - Warta Barangan
Source : FAMA

n.a : tiada maklumat (not available)

